

Scaled data based on original data using
LM-79-08 Approved Method: Electrical and Photometric Measurements of Solid-
State Lighting Products

Test Report Prepared for
Cooper Lighting Solutions
(formerly Eaton)

Brand: INVUE

Report Number: P401594

Luminaire Tested: **ENT-SA1E-722-U-SL2**

Issue Date: 5/20/2020

Test Information

Test Method: LM-79-08
Report Number: P401594
TEST IS SCALED FROM IESNA LM-79-08 TEST DATA (G1-2004-754-1)
Test Lab: INNOVATION CENTER
Issue Date: 5/20/2020
Manufacturer: COOPER LIGHTING SOLUTIONS (FORMERLY EATON)
Product Line: INVUE
Catalog Number: ENT-SA1E-722-U-SL2
Description: ENTRI LED LUMINAIRE
(1) 70 CRI, 2200K, 1050mA LIGHTSQUARE WITH 16 LEDS AND TYPE II SPILL
LIGHT ELIMINATOR OPTICS
Light Source: -
Ballast/Driver: ELECTRONIC DRIVER

Summary

Lumens per Lamp: N/A
Luminaire Lumens: 5108 lumens
Efficiency: N/A
Efficacy: 89.3 lumens/watt
Luminous Opening: Rectangular (W 0.5' x L: 0.5' x H: 0')
IES Classification: Type III - Medium - Non-Cutoff
BUG Rating: B1 - U0 - G2

Input Watts (W): 57.2
Input Voltage (V): NR
Input Current (Ain): NR
Voltage Rise (V): NR
Power Factor: NR
Total Harmonic Distortion (THDi): NR
Frequency (hertz): 60
Stabilization Time: NR
Operation Time: NR
Ambient Temperature (°C): NR
Test Distance: 25 FT

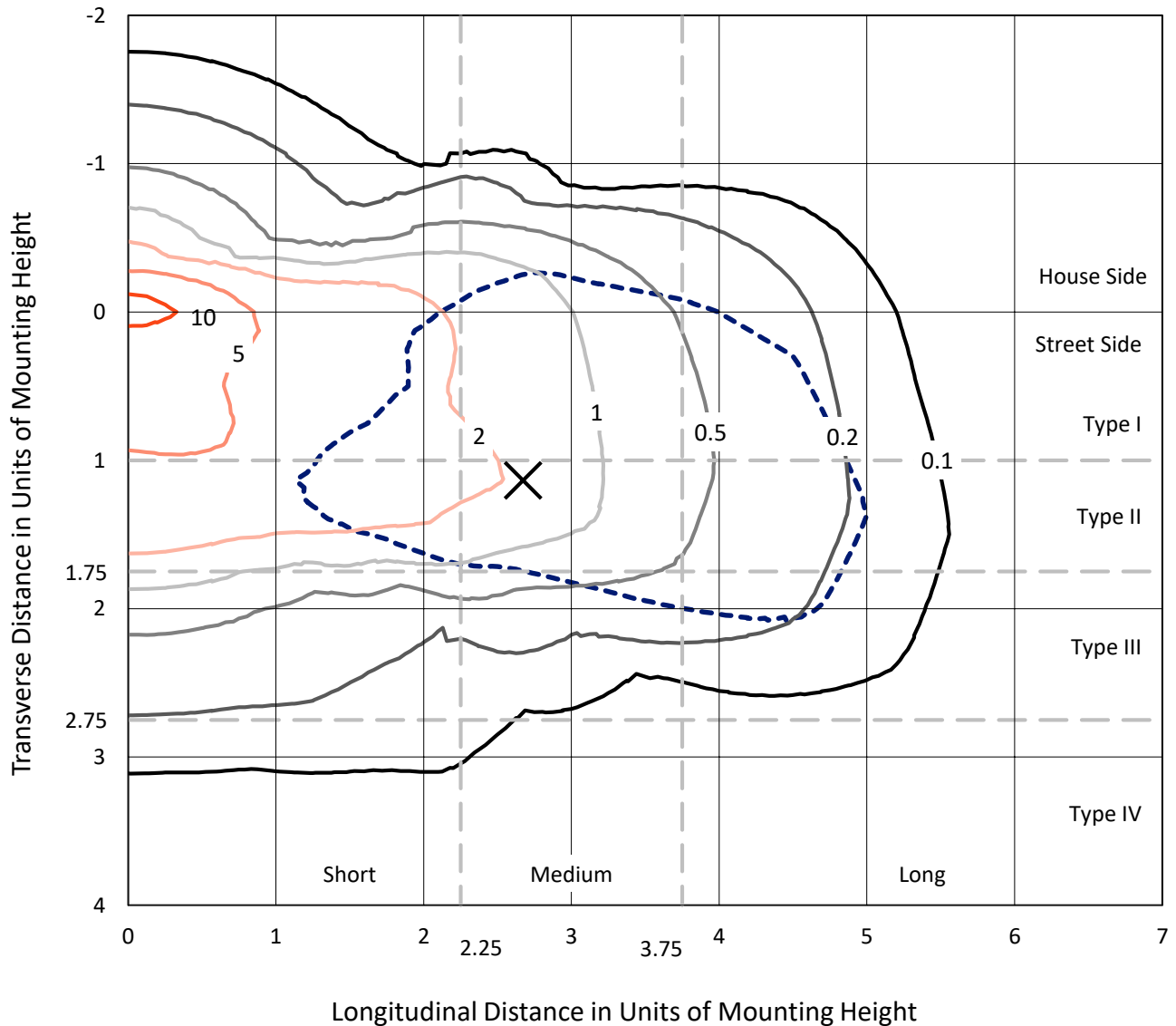


REPORT NUMBER: P401594

CATALOG NUMBER: ENT-SA1E-722-U-SL2

Iso-Footcandle Lines of Horizontal Illumination

× Max cd
 - - - 1/2 Max cd

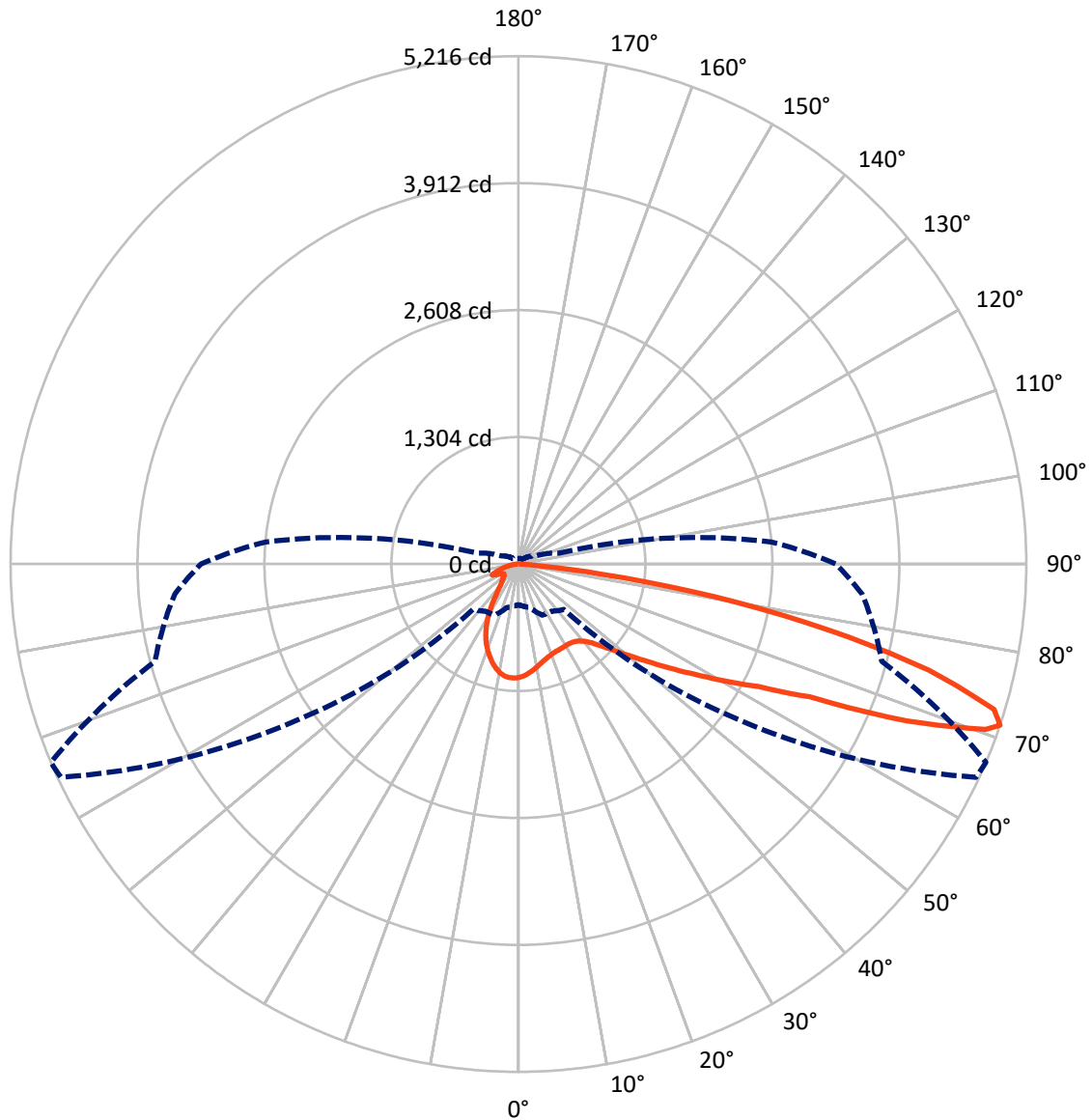


Based on 10 foot mounting height. Maximum calculated value = 11.6 fc
 Type III - Medium - Non-Cutoff

REPORT NUMBER: P401594

CATALOG NUMBER: ENT-SA1E-722-U-SL2

Luminous Intensity Polar Plot



— Vertical Plane Through 67-Deg Lateral - - - Horizontal Cone Through 71-Deg Vertical

REPORT NUMBER: P401594

CATALOG NUMBER: ENT-SA1E-722-U-SL2

FLUX DISTRIBUTION:

		Downward	Upward	Total
House Side	Lumens	1046.5	0.0	1046.5
	% Fixture	20.5	0.0	20.5
Street Side	Lumens	4061.5	0.0	4061.5
	% Fixture	79.5	0.0	79.5
Total	Lumens	5108.0	0.0	5108.0
	% Fixture	100.0	0.0	100.0

Coefficient of Utilization

ZONAL LUMENS:

Zone	Lumens	% Fixture
0°-10°	103.2	2.0
10°-20°	253.7	5.0
20°-30°	342.5	6.7
30°-40°	451.0	8.8
40°-50°	642.4	12.6
50°-60°	981.4	19.2
60°-70°	1225.4	24.0
70°-80°	989.2	19.4
80°-90°	119.2	2.3
90°-100°	0.0	0.0
100°-110°	0.0	0.0
110°-120°	0.0	0.0
120°-130°	0.0	0.0
130°-140°	0.0	0.0
140°-150°	0.0	0.0
150°-160°	0.0	0.0
160°-170°	0.0	0.0
170°-180°	0.0	0.0
0°-90°	5108.0	100.0
0°-180°	5108.0	100.0



REPORT NUMBER: P401594

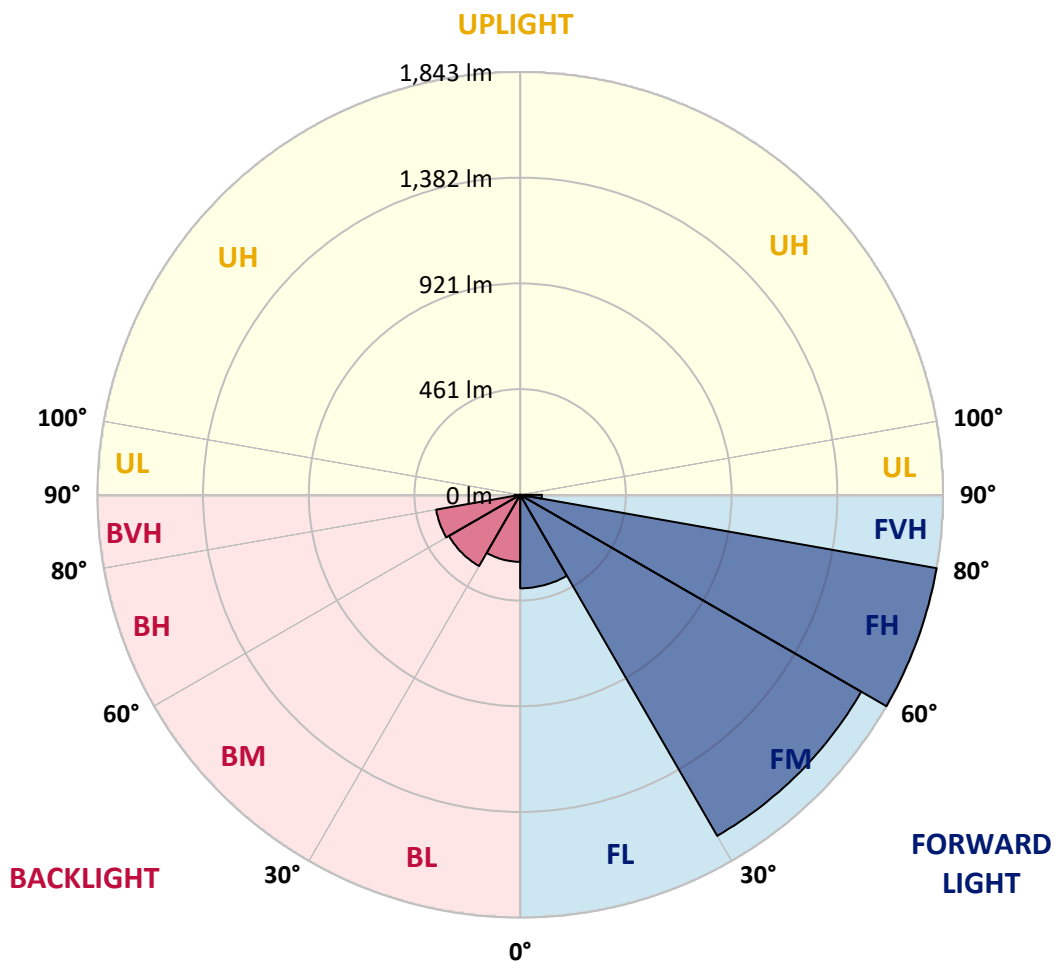
CATALOG NUMBER: ENT-SA1E-722-U-SL2

LUMINAIRE CLASSIFICATION SYSTEM LUMEN TABLE AND BUG RATING:

Zone		Lumens	% Fixture	Zone Rating/Lumen Limit		
				B	U	G
FL	(0°-30°)	407.3	8.0			
FM	(30°-60°)	1716.4	33.6			
FH	(60°-80°)	1842.7	36.1			G2/5000
FVH	(80°-90°)	95.1	1.9			G1/100
BL	(0°-30°)	292.0	5.7	B1/500		
BM	(30°-60°)	358.5	7.0	B1/1000		
BH	(60°-80°)	371.9	7.3	B1/500		G1/500
BVH	(80°-90°)	24.1	0.5			G1/100
UL	(90°-100°)	0.0	0.0		U0/0	
UH	(100°-180°)	0.0	0.0		U0/0	

BUG Rating: B1-U0-G2

Type III Medium





REPORT NUMBER: P401594

CATALOG NUMBER: ENT-SA1E-722-U-SL2

CANDELA DISTRIBUTION (FULL):

	0°	5°	15°	25°	35°	45°	55°	65°	67°	75°	85°
0°	1164.8	1164.8	1164.8	1164.8	1164.8	1164.8	1164.8	1164.8	1164.8	1164.8	1164.8
2.5°	1098.6	1103.7	1104.5	1114.8	1118.4	1130.2	1136.8	1147.8	1149.3	1155.9	1160.3
5°	1027.3	1028.0	1032.4	1041.2	1055.2	1076.5	1092.7	1119.9	1125.1	1144.2	1161.1
7.5°	963.3	967.0	974.3	987.5	1003.7	1028.7	1053.7	1091.2	1098.6	1129.5	1161.8
10°	919.9	923.6	929.5	944.2	960.3	988.3	1018.4	1061.8	1069.9	1112.6	1159.6
12.5°	885.3	889.0	893.4	909.6	927.2	955.2	986.1	1034.6	1042.7	1092.0	1154.5
15°	862.5	863.3	869.2	882.4	902.2	929.5	960.3	1010.3	1019.9	1075.8	1153.0
17.5°	848.6	850.0	855.2	865.5	883.1	909.6	939.7	990.5	1001.5	1062.5	1153.7
20°	849.3	850.8	853.7	857.4	869.9	892.7	924.3	975.8	986.8	1054.5	1158.9
22.5°	864.7	865.5	866.2	861.1	865.5	881.7	912.5	965.5	977.3	1050.8	1164.8
25°	894.2	894.2	892.7	880.9	871.4	878.0	905.9	961.8	973.6	1047.8	1170.6
27.5°	934.6	937.5	930.2	916.2	894.2	883.1	904.5	958.9	970.6	1047.8	1173.6
30°	989.8	991.2	988.3	969.9	933.9	903.7	908.9	956.7	968.4	1046.4	1174.3
32.5°	1045.6	1050.0	1053.7	1037.5	994.2	940.5	926.5	959.6	969.9	1045.6	1172.1
35°	1102.3	1105.2	1122.8	1119.9	1072.8	995.6	955.2	971.4	980.2	1049.3	1173.6
37.5°	1150.8	1157.4	1183.1	1203.0	1166.2	1070.6	1004.5	997.1	1002.3	1067.7	1181.7
40°	1203.0	1212.6	1250.8	1288.3	1272.1	1164.8	1074.3	1043.4	1042.0	1101.5	1201.5
42.5°	1261.8	1272.9	1322.1	1376.5	1381.7	1284.6	1167.7	1108.9	1107.4	1159.6	1244.9
45°	1330.9	1341.2	1408.2	1472.9	1504.5	1418.4	1282.4	1201.5	1202.3	1240.5	1314.0
47.5°	1416.2	1432.4	1497.1	1579.5	1636.1	1569.2	1421.4	1330.9	1325.1	1362.6	1427.3
50°	1536.1	1549.3	1603.0	1683.2	1782.4	1751.6	1596.4	1486.8	1482.4	1500.1	1578.7
52.5°	1661.8	1666.3	1692.0	1775.1	1942.0	1972.9	1811.8	1680.2	1663.3	1672.9	1767.0
55°	1669.2	1678.8	1695.7	1800.8	2085.4	2238.3	2049.4	1908.2	1886.1	1879.5	1981.0
57.5°	1516.2	1531.7	1553.7	1689.8	2091.3	2545.0	2386.9	2174.4	2134.7	2101.6	2209.7
60°	1192.0	1211.8	1252.3	1419.2	1942.0	2720.0	2950.1	2472.9	2437.6	2325.1	2433.2
62.5°	861.8	869.9	908.9	983.9	1541.2	2730.3	3536.9	2862.6	2775.1	2542.8	2625.9
65°	694.1	707.4	719.2	718.4	912.5	2421.4	3926.7	3556.0	3292.1	2786.2	2837.6
67.5°	572.1	576.5	605.2	655.2	620.6	1495.7	3965.6	4569.3	4301.7	3114.1	3089.1
70°	478.0	479.4	508.1	597.8	594.1	772.1	3325.2	5152.4	5087.7	3652.4	3482.5
71°	418.4	430.9	462.5	578.7	591.2	659.6	2825.1	5183.3	5215.7	3863.4	3543.5
72.5°	329.4	329.4	374.3	530.9	596.4	608.9	2081.7	5014.9	5108.3	4103.1	3437.7
75°	193.4	191.9	216.2	369.9	609.6	606.6	1136.8	4167.8	4356.8	4146.5	3181.8
77.5°	108.8	111.0	124.3	205.9	483.8	582.4	653.0	3034.7	3257.5	3468.5	2690.6
80°	50.0	52.9	62.5	100.0	285.3	503.0	466.2	1970.7	2055.2	2084.7	1271.4
82.5°	13.2	14.7	19.1	38.2	110.3	342.7	344.9	825.0	852.2	492.7	272.8
85°	0.0	0.0	0.0	0.0	1.5	41.9	97.8	148.5	123.5	65.4	55.9
87.5°	0.0	0.0	0.0	0.0	0.0	1.5	2.2	2.9	2.9	2.9	3.7
90°	0.0	0.0	0.0	0.0	0.0	0.0	0.0	0.0	0.0	0.0	0.0



REPORT NUMBER: P401594

CATALOG NUMBER: ENT-SA1E-722-U-SL2

CANDELA DISTRIBUTION (continued):

	90°	95°	105°	115°	125°	135°	145°	155°	165°	175°	180°
0°	1164.8	1164.8	1164.8	1164.8	1164.8	1164.8	1164.8	1164.8	1164.8	1164.8	1164.8
2.5°	1164.0	1167.0	1172.1	1171.4	1169.9	1161.1	1166.2	1161.1	1160.3	1158.1	1158.9
5°	1167.0	1171.4	1174.3	1167.7	1156.7	1137.6	1130.9	1114.0	1103.0	1097.1	1094.2
7.5°	1171.4	1174.3	1172.8	1154.5	1125.8	1089.8	1058.9	1034.6	1008.9	1004.5	1003.0
10°	1171.4	1174.3	1162.6	1127.3	1078.0	1021.4	974.3	934.6	894.9	880.2	882.4
12.5°	1168.4	1169.9	1142.7	1086.1	1014.8	937.5	871.4	805.9	755.2	724.3	718.4
15°	1166.2	1164.0	1116.2	1034.6	939.7	844.2	744.2	655.9	595.6	555.2	550.0
17.5°	1166.2	1158.1	1084.6	975.8	858.1	726.5	594.1	498.6	431.6	408.1	407.4
20°	1167.7	1150.1	1050.8	914.7	756.7	586.8	443.4	361.8	336.8	333.1	333.8
22.5°	1169.2	1139.0	1014.0	845.6	643.4	437.5	316.9	287.5	289.7	298.5	297.8
25°	1167.7	1124.3	970.6	768.4	519.9	315.5	255.9	248.5	261.8	272.1	275.0
27.5°	1164.0	1105.2	924.3	676.5	396.3	248.5	223.5	222.8	236.0	245.6	244.9
30°	1153.0	1082.4	870.6	579.4	286.0	211.8	201.5	203.7	212.5	221.3	221.3
32.5°	1141.2	1056.7	814.0	473.6	219.9	191.9	188.2	189.0	194.9	201.5	200.7
35°	1128.7	1031.7	755.9	363.3	192.7	180.2	178.7	177.9	180.2	181.6	181.6
37.5°	1121.4	1009.6	691.9	273.5	177.9	172.8	169.9	166.9	166.2	164.7	163.2
40°	1124.3	994.9	630.2	211.8	169.1	164.7	160.3	155.9	152.9	151.5	150.7
42.5°	1144.9	990.5	561.8	182.4	161.0	157.4	151.5	144.1	141.2	141.2	140.4
45°	1192.7	1003.7	497.8	167.7	153.7	149.3	139.7	134.6	132.4	133.1	133.1
47.5°	1267.7	1041.2	440.5	160.3	148.5	141.9	130.9	125.7	124.3	125.0	125.0
50°	1380.2	1111.8	381.6	153.7	142.7	133.8	124.3	118.4	116.2	116.2	116.2
52.5°	1544.9	1228.0	339.0	149.3	137.5	127.2	117.7	111.0	108.1	108.1	107.4
55°	1745.7	1379.5	322.8	146.3	130.9	121.3	111.0	104.4	100.0	98.5	99.3
57.5°	1965.5	1575.8	346.3	145.6	123.5	114.7	104.4	96.3	91.9	91.2	90.4
60°	2192.0	1770.7	414.0	141.9	117.7	106.6	97.1	89.7	85.3	83.8	83.1
62.5°	2387.6	1964.8	525.8	139.0	113.2	99.3	89.0	82.4	78.7	76.5	76.5
65°	2623.7	2187.6	696.4	142.7	111.0	91.9	81.6	75.7	72.8	70.6	70.6
67.5°	2945.7	2517.8	825.8	160.3	116.2	86.0	73.5	69.1	66.9	65.4	65.4
70°	3262.7	2703.1	574.3	188.2	129.4	80.9	66.2	63.2	61.8	60.3	60.3
71°	3258.2	2603.8	431.6	194.9	133.8	79.4	63.2	61.0	59.6	58.8	58.1
72.5°	3095.0	2367.0	309.6	189.0	131.6	75.0	59.6	57.4	55.9	55.9	55.1
75°	2775.9	2086.1	241.9	158.1	110.3	66.9	52.9	51.5	50.0	49.3	50.0
77.5°	2274.4	1669.2	190.4	125.0	83.8	55.1	47.1	44.9	44.1	43.4	44.1
80°	1044.9	727.2	139.0	97.1	62.5	44.1	39.7	39.0	38.2	37.5	37.5
82.5°	251.5	203.7	74.3	64.7	42.6	33.8	31.6	31.6	31.6	30.9	30.9
85°	55.1	55.1	30.1	30.1	25.7	23.5	25.0	25.0	25.0	23.5	23.5
87.5°	2.9	8.8	9.6	14.0	14.7	14.0	16.9	17.6	16.9	16.2	15.4
90°	0.0	0.0	0.0	0.0	0.0	0.0	0.0	0.0	0.0	0.0	0.0

(END OF REPORT)